








How to fold the *Palm Beach County Checklist of Birds*

		1. Place the flat form in front of you with the logo facing up
		2. Fold in half so the logo is inside
		3. Fold the top half in half again so the logo is now on the outside
		4. Flip the whole thing over so the logo is facing down

		5. Fold the two-column half in half again so you see only one column
		6. Flip the whole thing over – Bingo!
		7. When stood on end, you should see the sheet as a "W"